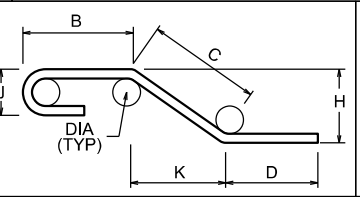


|  |  |  |  |  |  |
|--|--|--|--|--|--|
|  |  |  |  |  |  |
|  |  |  |  |  |  |
|  |  | <p>CMP - # OF COMPLETE SETS, PTL - # OF PARTIALS *</p>   |  |  |  |
|  |  |  |  |  |  |
|  |  |  |  |  |  |
|  |  | <p><b>* TYPE 15 &amp; S14 Complete and Partial Explanation</b></p> <p>A Complete set consists of a 'C', 'D', 'C', and 'E' dimensions. In the example shown there are 3 complete sets. (CMP = 3)</p> <p>Partial can be 0, 1, 2, or 3. Partials consist of a 'C', 'D', and 'C' dimension. In the example shown there are 3 partials. (PTL = 3)</p> |  |  |  |

**NOTES:**  
 1. Our Typical Bar Bends include only Types 1-32. T1-T17, S1-S15, and X, XL, XM, Y, YL, & YM  
 2. All dimensions are out-to-out of bar except "A" and "G" on Standard 180° and 135° hooks.  
 3. "J" dimension on 180° hooks to be shown only where necessary to restrict hook size, otherwise standard hooks are to be used.  
 4. Where "J" is not shown, "J" will be kept equal to or less than "H" on those bars. Where "J" can exceed "H", it should be shown.  
 5. "H" dimension stirrups to be shown where necessary to fit within concrete.

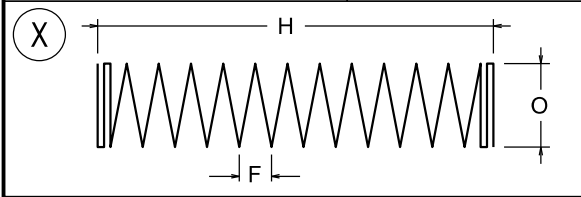
6. Unless otherwise noted, DIA. "D" is the same for all bends and hooks on a bar.  
 7. Where slope differs from 45° dimensions, "H" and "K" must be shown.  
 8. Where bars are to be bent more accurately than standard bending tolerances, bending dimensions which require closer fabrication should have limits indicated.  
 9. Figures in circles show types.  
 10. For recommended DIA. "D" of bends, hooks, etc., see CRSI or ACI tables.  
 11. Type S1-S15, T1-T17 apply to bar sizes #3 through #8.  
 12. "J" dimension on Type T14, T16 is assumed to be equal to "K" if not specified.



**LIGHT BENDING** - All #3 and all Stirrups, Column Ties and #4 Thru #18 Bars that are bent >6 Points; Bent >1 Plane; Radius Bent with >1 Radius in any one bar, or a combination of Radius and other Bending (Radius Bending being defined as all bends having an Radius of 12" or more to inside of bar).

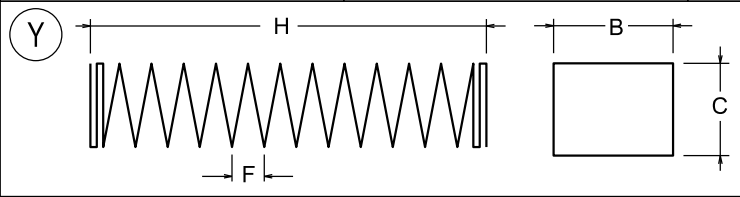
**HEAVY BENDING** - #4 thru #18 Bars that are bent <6 Points, Radius Bent to 1 Radius, and bending not otherwise defined.

|                |                |                |                |                |                |
|----------------|----------------|----------------|----------------|----------------|----------------|
| <b>S1</b><br>  | <b>S2</b><br>  | <b>S3</b><br>  | <b>S4</b><br>  | <b>S5</b><br>  | <b>S6</b><br>  |
| <b>S7</b><br>  | <b>S8</b><br>  | <b>S9</b><br>  | <b>S10</b><br> | <b>S11</b><br> | <b>S12</b><br> |
| <b>S13</b><br> | <b>S14</b><br> |                | <b>S15</b><br> |                |                |
| <b>T1</b><br>  | <b>T2</b><br>  | <b>T3</b><br>  | <b>T3A</b><br> | <b>T4</b><br>  | <b>T5</b><br>  |
| <b>T6</b><br>  | <b>T7</b><br>  | <b>T8</b><br>  | <b>T9</b><br>  | <b>T10</b><br> | <b>T11</b><br> |
| <b>T12</b><br> | <b>T13</b><br> | <b>T14</b><br> | <b>T15</b><br> | <b>T16</b><br> | <b>T17</b><br> |



**SPIRAL NOTES:**  
 J = TURNS AT "F" SPACING  
 K = EXTRA TURNS (HALF T.& B.)

**(XL)** PLAIN SPIRAL W/SPACERS LOOSE  
**(XM)** PLAIN SPIRAL W/SPACERS MOUNTED



**SPIRAL NOTES:**  
 J = TURNS AT "F" SPACING  
 K = EXTRA TURNS (HALF T.& B.)

**(YL)** PLAIN SPIRAL W/SPACERS LOOSE  
**(YM)** PLAIN SPIRAL W/SPACERS MOUNTED